

Linde plc operates as an industrial gas and engineering company in North and South America, Europe, the Middle East, Africa, and the Asia Pacific. It offers atmospheric gases, including oxygen, nitrogen, argon, and rare gases; and process gases, such as carbon dioxide, helium, hydrogen, electronic gases, specialty gases, and acetylene. The company also designs and constructs turnkey process plants for third-party customers, as well as for the gas businesses in various locations, such as olefin, natural gas, air separation, hydrogen, and synthesis gas plants. It serves a range of industries, including healthcare, energy, manufacturing, food, beverage carbonation, fiber-optics, steel making, aerospace, chemicals, and water treatment. The company was founded in 1879 and is based in Woking, the United Kingdom.

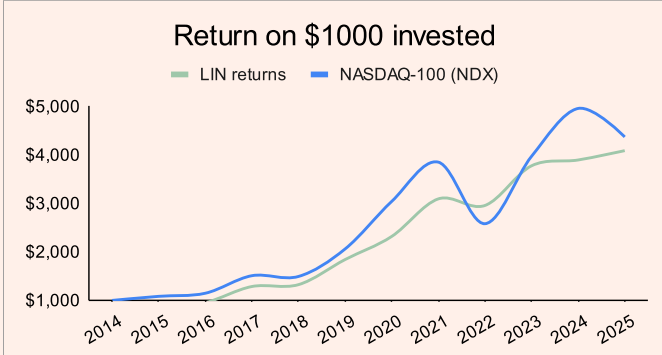
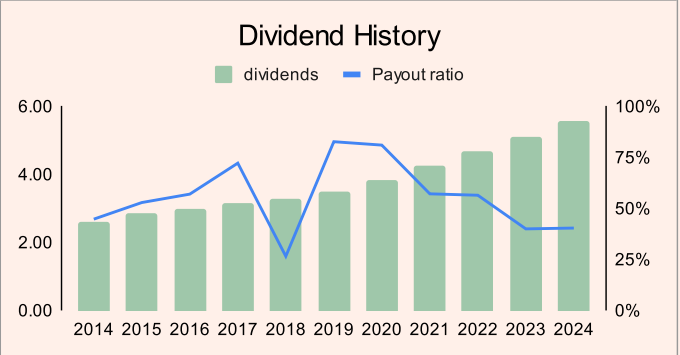
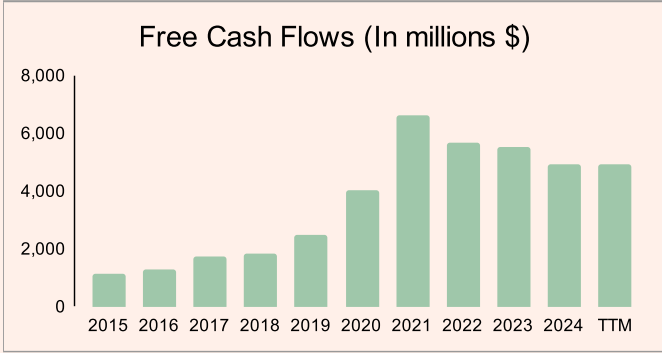
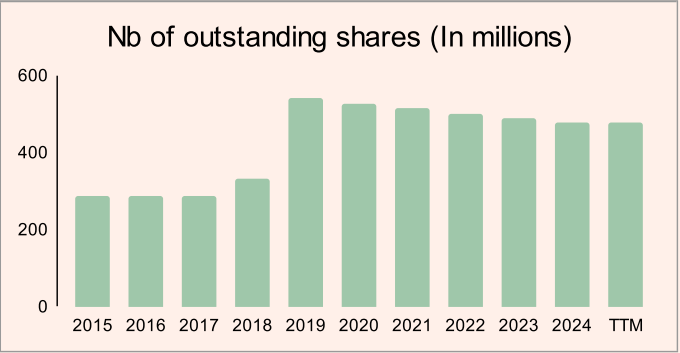
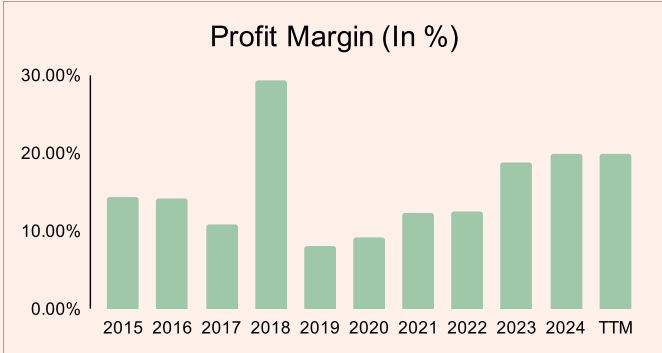
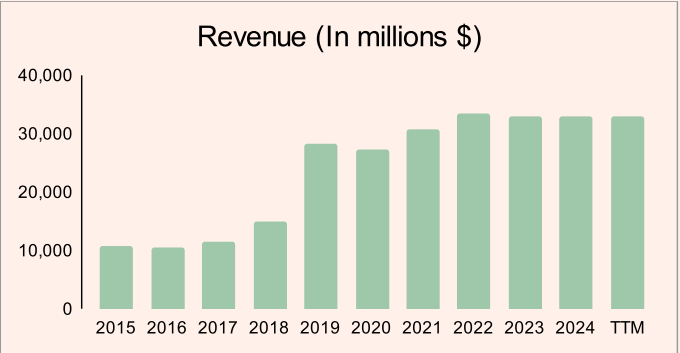
THEDIVIDENDPRINCE.COM

Price	52 week low	52 week high	Total shares outstanding	Market cap	Exchange market
437.96	410.7	487.49	473 Millions shares	207 Billions	NASDAQ

Thedividendprince rating*
6.67/10

Key Metrics

Blue Chips	Yes	✔
Brand ranking**	No Ranking	✖
Revenue (CAGR) 10 years	11.84%	✔
Net income (CAGR) 10 years	15.55%	✔
EPS (CAGR) 10 years	9.76%	✖
Price earnings ratio	31.97	✔
Net Profit Margin TTM	19.89%	✔
Dividend payout ratio	40.44%	✔
Dividend yield	1.29%	✖
Return on equity (10y average)	15.62%	✔
Return on Tangible assets (10y average)	9.68%	✖
Return on Invested Capital TTM	9.22%	✖
Debt to equity (10y average)	0.83	✔
Debt to assets (10y average)	0.29	✔
Price to book ratio TTM	3.94	✖
Fair Value (Morningstar)	437	✖
Economic Moat (Morningstar)	Wide	✔
Long term debt rating (Moody's)	A2	✔
Short term debt rating (Moody's)	P-1	✔
Dividend Cut Risk Score	20.31%	✔
ESG Risk Rating (Morningstar)	11.73	✔
Financial Strength Score (Piotroski Score)	6	✔
Last Earning Call AI Sentiment Analysis	neutral	✖
Stock beats the ref. index for the last 10 years	✖	
steady revenue ?	✔	
Steady net income ?	✔	
Steady profit margin positive ?	✔	
Steady FCF ?	✔	
steady dividends and increasing ?	✔	
Nb of shares decreasing ?	✖	



*Thedividendprince rating is explained here

**Brand ranking source

Disclaimer :Nothing presented herein is, or is intended to constitute, specific investment advice. Nothing in this document should be seen as a recommendation to follow any investment strategy. Errors may occur.