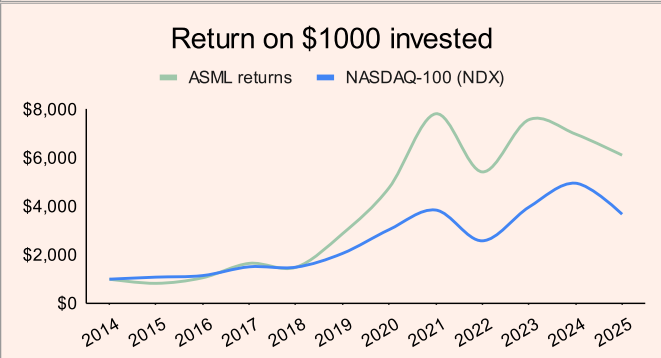
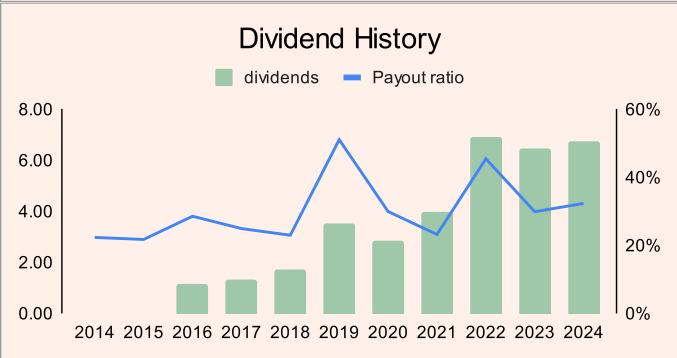
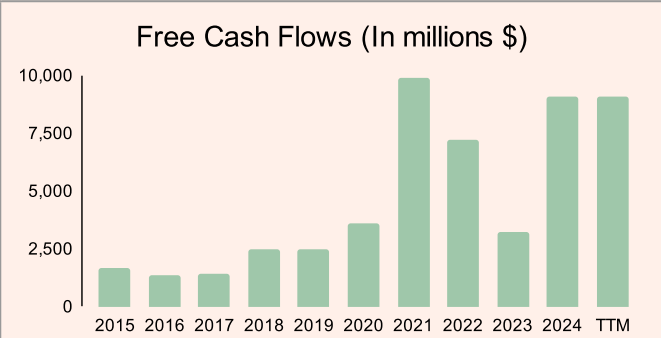
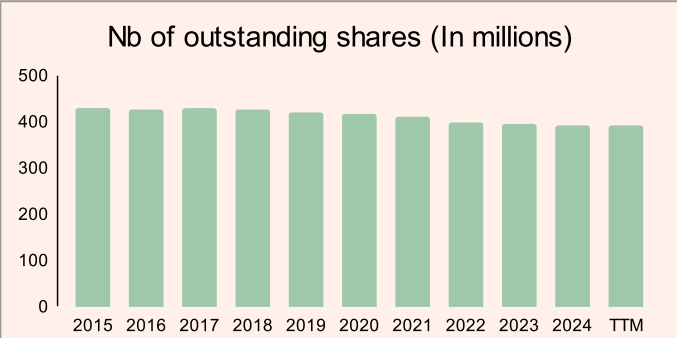
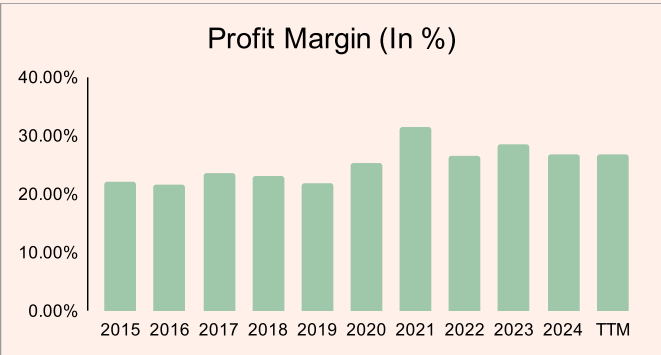
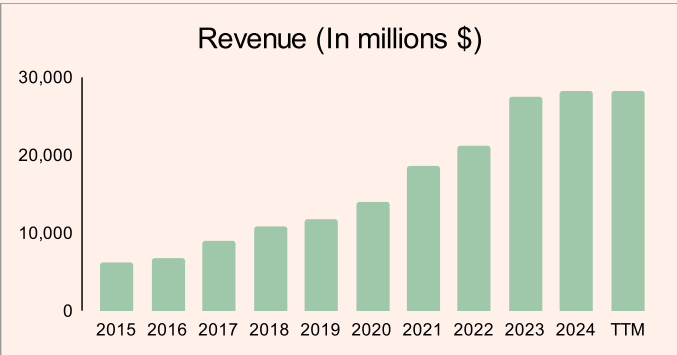


ASML Holding N.V. develops, produces, markets, sells, and services advanced semiconductor equipment systems for chipmakers. It offers advanced semiconductor equipment systems, including lithography, metrology, and inspection systems. The company also provides extreme ultraviolet lithography systems; and deep ultraviolet lithography systems comprising immersion and dry lithography solutions to manufacture various range of semiconductor nodes and technologies. In addition, it offers metrology and inspection systems, including YieldStar optical metrology systems to assess the quality of patterns on the wafers; and HMI electron beam solutions to locate and analyze individual chip defects. Further, the company provides computational lithography solutions, and lithography systems and control software solutions; and refurbishes and upgrades lithography systems, as well as offers customer support and related services. It operates in Japan, South Korea, Singapore, Taiwan, China, rest of Asia, the Netherlands, rest of Europe, the Middle East, Africa, and the United States. The company was formerly known as ASM Lithography Holding N.V. and changed its name to ASML Holding N.V. in 2001. ASML Holding N.V. was founded in 1984 and is headquartered in Veldhoven, the Netherlands.

THEDIVIDENDPRINCE.COM

Price	52 week low	52 week high	Total shares outstanding	Market cap	Exchange market
605.55	597.7	1110.09	393 Millions shares	238 Billions	NASDAQ

Thedividendprince rating*	
9/10	
Key Metrics	
Blue Chips	Yes
Brand ranking**	298
Revenue (CAGR) 10 years	16.22%
Net income (CAGR) 10 years	18.50%
EPS (CAGR) 10 years	19.57%
Price earnings ratio	29.30
Net Profit Margin TTM	26.79%
Dividend payout ratio	32.40%
Dividend yield	1.12%
Return on equity (10y average)	32.32%
Return on Tangible assets (10y average)	17.64%
Return on Invested Capital TTM	25.74%
Debt to equity (10y average)	0.29
Debt to assets (10y average)	0.13
Price to book ratio TTM	1.71
Fair Value (Morningstar)	850
Economic Moat (Morningstar)	Wide
Long term debt rating (Moody's)	A2
Short term debt rating (Moody's)	P-1
Dividend Cut Risk Score	28.12%
ESG Risk Rating (Morningstar)	8.46
Financial Strength Score (Piotroski Score)	7
Last Earning Call AI Sentiment Analysis	neutral
Stock beats the ref. index for the last 10 years	
steady revenue ?	
Steady net income ?	
Steady profit margin positive ?	
Steady FCF ?	
steady dividends and increasing ?	
Nb of shares decreasing ?	



*Thedividendprince rating is explained here

**Brand ranking source

Disclaimer :Nothing presented herein is, or is intended to constitute, specific investment advice. Nothing in this document should be seen as a recommendation to follow any investment strategy. Errors may occur.