



Medtronic plc develops, manufactures, and sells device-based medical therapies to healthcare systems, physicians, clinicians, and patients worldwide. Its Cardiovascular Portfolio segment offers implantable cardiac pacemakers, cardioverter defibrillators, and cardiac resynchronization therapy devices; cardiac ablation products; insertable cardiac monitor systems; TYRX products; and remote monitoring and patient-centered software. It also provides aortic valves, surgical valve replacement and repair products, endovascular stent grafts and accessories, and transcatheter pulmonary valves; and percutaneous coronary intervention products, percutaneous angioplasty balloons, and products. The company's Medical Surgical Portfolio segment offers surgical stapling devices, vessel sealing instruments, wound closure, electrosurgery products, surgical artificial intelligence and robotic-assisted surgery products, hernia mechanical devices, mesh implants, gynecology and lung products, and various therapies to treat diseases, as well as products in the fields of minimally invasive gastrointestinal and hepatologic diagnostics and therapies, patient monitoring, airway management and ventilation therapies, and renal disease. Its Neuroscience Portfolio segment offers products for spinal surgeons; neurosurgeons; neurologists; pain management specialists; anesthesiologists; orthopedic surgeons; urologists; urogynecologists; interventional radiologists; ear, nose, and throat specialists; and systems that incorporate energy surgical instruments. It also provides image-guided surgery and intra-operative imaging systems and robotic guidance systems used in robot assisted spine procedures; and therapies for vasculature in and around the brain. The company's Diabetes Operating Unit segment offers insulin pumps and consumables, continuous glucose monitoring systems, smart insulin pen systems, and consumables and supplies. The company was founded in 1949 and is headquartered in Dublin, Ireland.

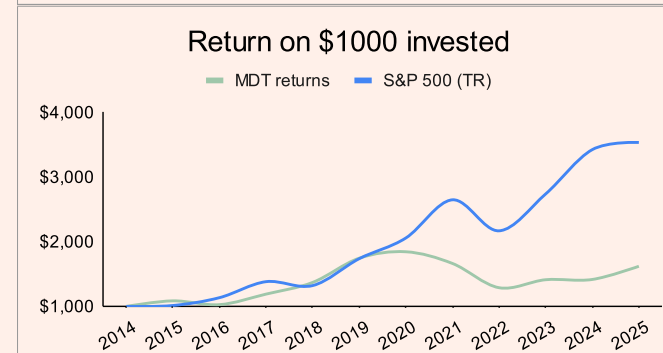
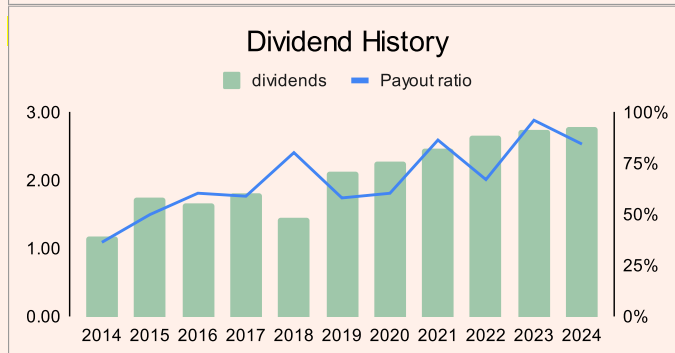
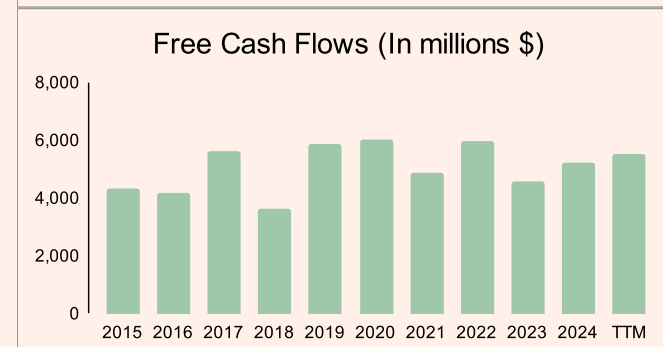
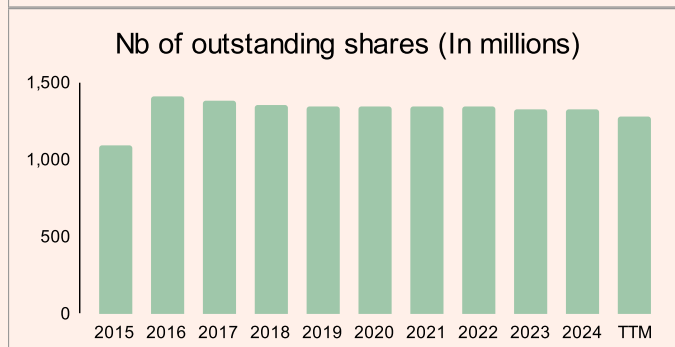
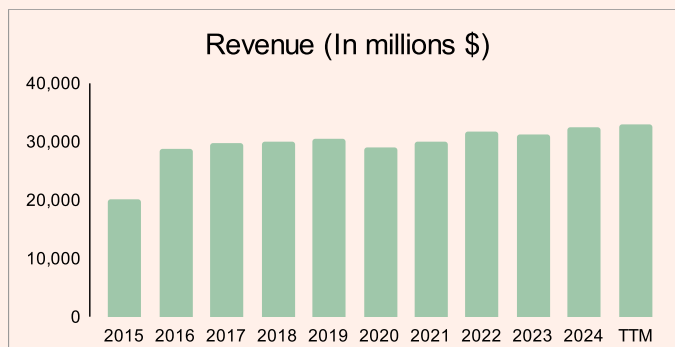
THEDIVIDENDPRINCE.COM

Price	52 week low	52 week high	Total shares outstanding	Market cap	Exchange market
91.41	76.0	93.08	1282 Millions shares	117 Billions	NYSE

The dividend prince rating*	
6.33/10	

Key Metrics

Blue Chips	Yes	✓
Brand ranking**	270	✓
Revenue (CAGR) 10 years	5.00%	✗
Net income (CAGR) 10 years	4.83%	✗
EPS (CAGR) 10 years	3.00%	✗
Price earnings ratio	27.34	✓
Net Profit Margin TTM	13.00%	✗
Dividend payout ratio	84.54%	✗
Dividend yield	3.05%	✓
Return on equity (10y average)	7.59%	✗
Return on Tangible assets (10y average)	11.65%	✓
Return on Invested Capital TTM	6.05%	✗
Debt to equity (10y average)	0.54	✓
Debt to assets (10y average)	0.29	✓
Price to book ratio TTM	2.42	✓
Fair Value (Morningstar)	112	✓
Economic Moat (Morningstar)	Narrow	✓
Long term debt rating (Moody's)	A3	✓
Short term debt rating (Moody's)	P-1	✓
Dividend Cut Risk Score	28.13%	✓
ESG Risk Rating (Morningstar)	22.16	✗
Financial Strength Score (Piotroski Score)	6	✓
Last Earning Call AI Sentiment Analysis	neutral	✗
Stock beats the ref. index for the last 10 years		✗
steady revenue ?		✓
Steady net income ?		✓
Steady profit margin positive ?		✓
Steady FCF ?		✓
steady dividends and increasing ?		✗
Nb of shares decreasing ?		✓



*The dividend prince rating is explained here

**Brand ranking source