



United Parcel Service, Inc. provides letter and package delivery, transportation, logistics, and related services. It operates through two segments, U.S. Domestic Package and International Package. The U.S. Domestic Package segment offers time-definite delivery of letters, documents, small packages, and palletized freight through air and ground services in the United States. The International Package segment provides guaranteed day and time-definite international shipping services in Europe, the Asia Pacific, Canada and Latin America, the Indian sub-continent, the Middle East, and Africa. This segment offers guaranteed time-definite express options. The company also provides international air and ocean freight forwarding, customs brokerage, distribution and post-sales, and mail and consulting services in approximately 200 countries and territories. In addition, it offers truckload brokerage services; supply chain solutions to the healthcare and life sciences industry; shipping, visibility, and billing technologies; and financial and insurance services. The company operates a fleet of approximately 121,000 package cars, vans, tractors, and motorcycles; and owns 59,000 containers that are used to transport cargo in its aircraft. United Parcel Service, Inc. was founded in 1907 and is headquartered in Atlanta, Georgia.

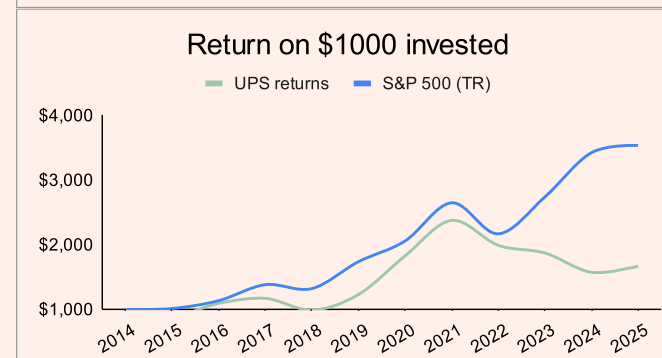
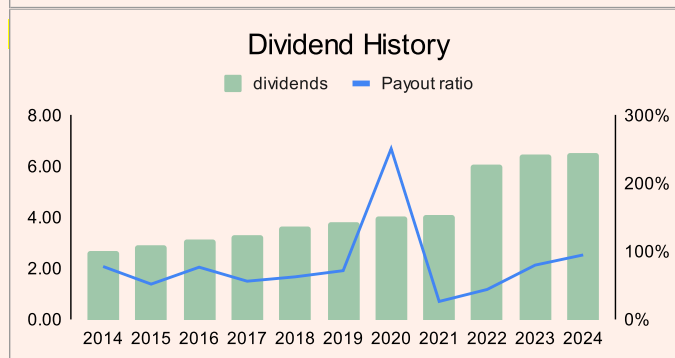
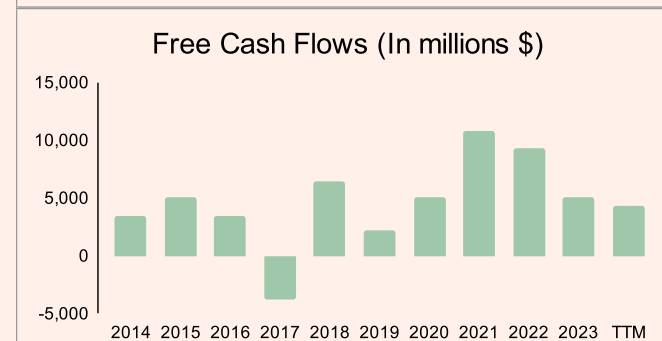
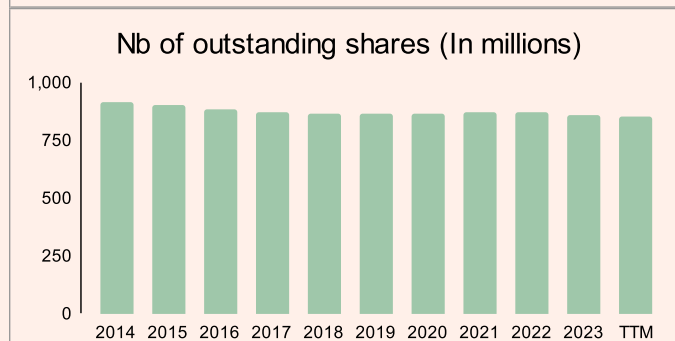
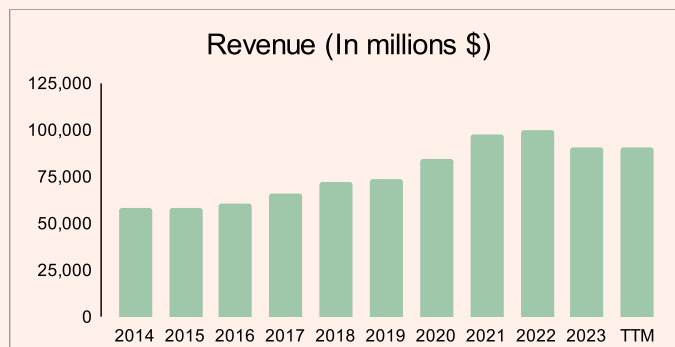
THEDIVIDENDPRINCE.COM

Price	52 week low	52 week high	Total shares outstanding	Market cap	Exchange market
133.78	121.6	158.95	853 Millions shares	114 Billions	NYSE

The dividend prince rating*	
6.33/10	

Key Metrics	
-------------	--

Blue Chips	Yes	✓
Brand ranking**	56	✓
Revenue (CAGR) 10 years	4.52%	✗
Net income (CAGR) 10 years	6.45%	✗
EPS (CAGR) 10 years	7.19%	✗
Price earnings ratio	20.14	✓
Net Profit Margin TTM	6.25%	✗
Dividend payout ratio	95.08%	✗
Dividend yield	4.87%	✓
Return on equity (10y average)	227.60%	✓
Return on Tangible assets (10y average)	11.71%	✓
Return on Invested Capital TTM	11.07%	✓
Debt to equity (10y average)	11.46	✗
Debt to assets (10y average)	0.37	✗
Price to book ratio TTM	6.77	✗
Fair Value (Morningstar)	145	✓
Economic Moat (Morningstar)	Wide	✓
Long term debt rating (Moody's)	A2	✓
Short term debt rating (Moody's)	P-1	✓
Dividend Cut Risk Score	34.38%	✓
ESG Risk Rating (Morningstar)	18.88	✓
Financial Strength Score (Piotroski Score)	6	✓
Last Earning Call AI Sentiment Analysis	neutral	✗
Stock beats the ref. index for the last 10 years	✗	
steady revenue ?	✓	
Steady net income ?	✓	
Steady profit margin positive ?	✓	
Steady FCF ?	✗	
steady dividends and increasing ?	✓	
Nb of shares decreasing ?	✓	



*The dividend prince rating is explained here

**Brand ranking source