



Automatic Data Processing, Inc. provides cloud-based human capital management solutions worldwide. It operates in two segments, Employer Services and Professional Employer Organization (PEO). The Employer Services segment offers strategic, cloud-based platforms, and human resources (HR) outsourcing solutions. Its offerings include payroll, benefits administration, talent management, HR management, workforce management, insurance, retirement, and compliance services, as well as integrated HCM solutions. The PEO Services segment provides HR outsourcing solutions to small and mid-sized businesses through a co-employment model. This segment offers benefits package, protection and compliance, talent engagement, expertise, comprehensive outsourcing, and recruitment process outsourcing services. The company was founded in 1949 and is headquartered in Roseland, New Jersey.

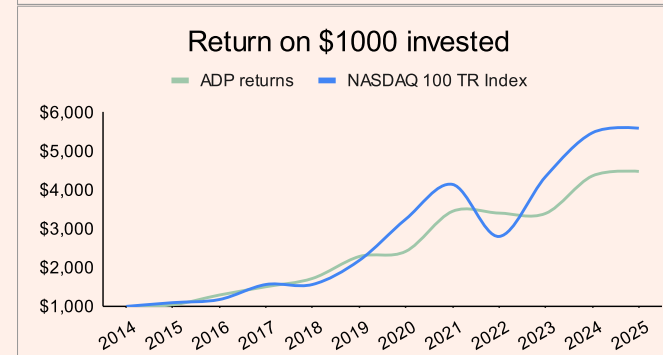
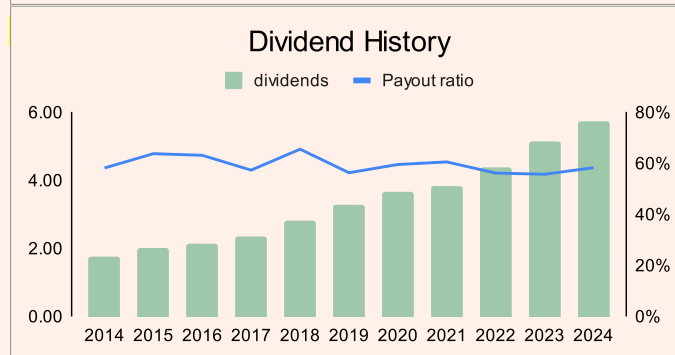
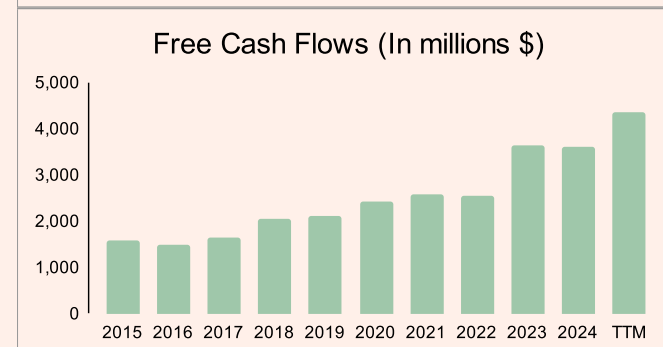
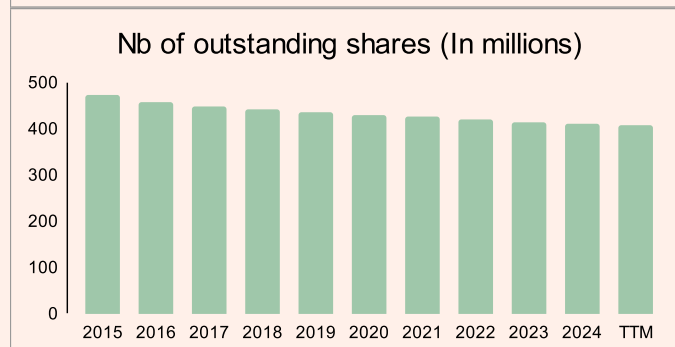
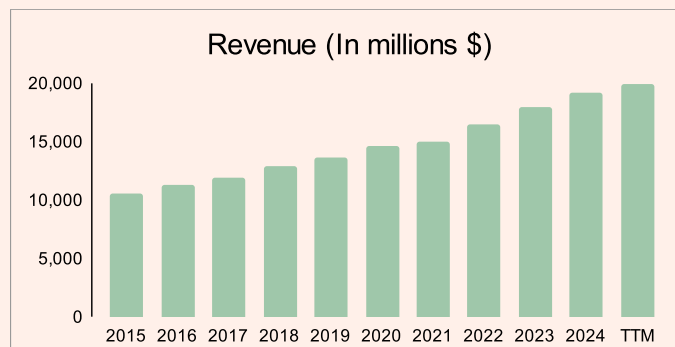
[THEDIVIDENDPRINCE.COM](https://www.thedividendprince.com)

Price	52 week low	52 week high	Total shares outstanding	Market cap	Exchange market
300.57	231.3	311.6713	407 Millions shares	122 Billions	NASDAQ

Thedividendprince rating*	
7.33/10	

Key Metrics

Blue Chips	Yes	✓
Brand ranking**	202	✓
Revenue (CAGR) 10 years	6.54%	✗
Net income (CAGR) 10 years	10.48%	✓
EPS (CAGR) 10 years	12.10%	✓
Price earnings ratio	31.17	✓
Net Profit Margin TTM	19.76%	✓
Dividend payout ratio	58.37%	✓
Dividend yield	1.91%	✗
Return on equity (10y average)	55.63%	✓
Return on Tangible assets (10y average)	5.63%	✗
Return on Invested Capital TTM	4.98%	✗
Debt to equity (10y average)	0.57	✓
Debt to assets (10y average)	0.05	✓
Price to book ratio TTM	24.14	✗
Fair Value (Morningstar)	283	✗
Economic Moat (Morningstar)	Wide	✓
Long term debt rating (Moody's)	Aa3	✓
Short term debt rating (Moody's)	P-1	✓
Dividend Cut Risk Score	25.00%	✓
ESG Risk Rating (Morningstar)	15.12	✓
Financial Strength Score (Piotroski Score)	9	✓
Last Earning Call AI Sentiment Analysis	neutral	✗
Stock beats the ref. index for the last 10 years		✗
steady revenue ?		✓
Steady net income ?		✓
Steady profit margin positive ?		✓
Steady FCF ?		✓
steady dividends and increasing ?		✓
Nb of shares decreasing ?		✓



\*Thedividendprince rating is explained here

\*\*Brand ranking source