

Visa Inc. operates as a payments technology company worldwide. The company facilitates digital payments among consumers, merchants, financial institutions, businesses, strategic partners, and government entities. It operates VisaNet, a transaction processing network that enables authorization, clearing, and settlement of payment transactions. In addition, the company offers card products, platforms, and value-added services. It provides its services under the Visa, Visa Electron, Interlink, VPAY, and PLUS brands. Visa Inc. has a strategic agreement with Ooredoo to provide an enhanced payment experience for Visa cardholders and Ooredoo customers in Qatar. Visa Inc. was founded in 1958 and is headquartered in San Francisco, California.

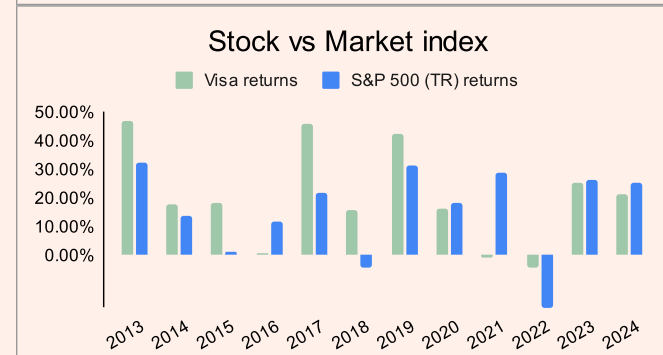
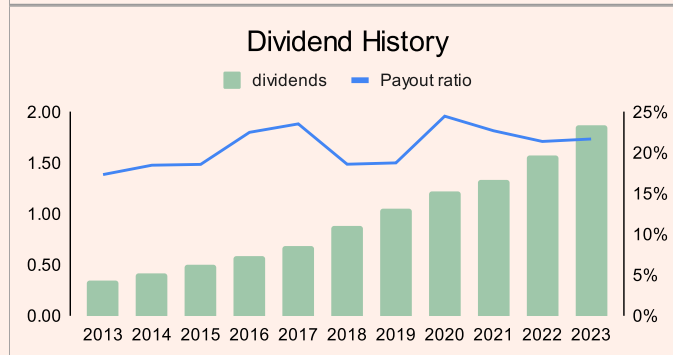
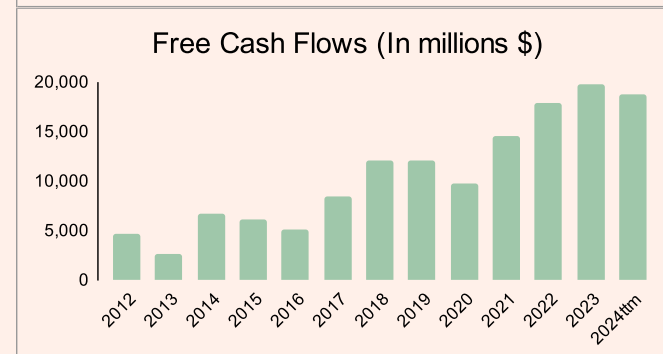
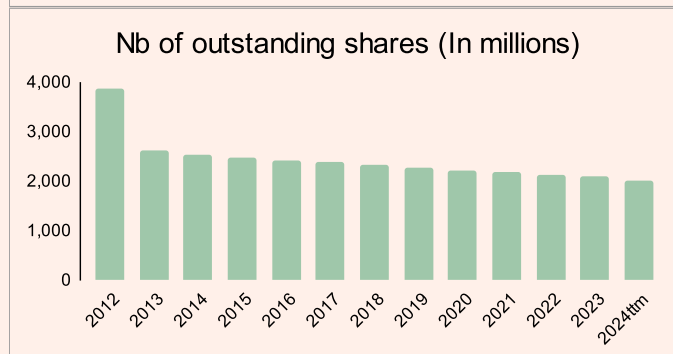
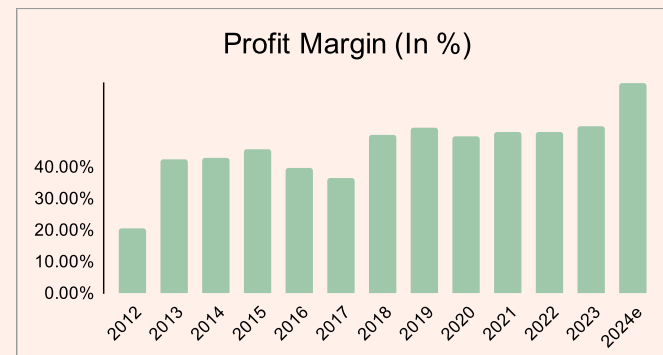
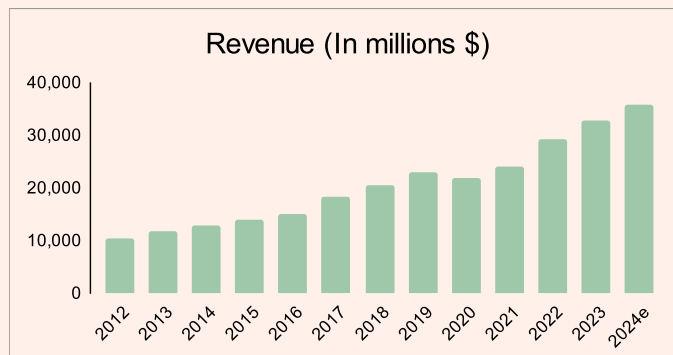
Price	52 week low	52 week high	Total shares outstanding	Market cap	Exchange market
314.91	253	321.62	1961 Millions shares	618 Billions	New York Stock Exchange

The dividend price rating*
7.78/10

TTM

Blue Chips	Yes	✓
Brand ranking**	62	✓
10 year annualised Revenue growth	11.15%	✓
10 year annualised Net Income growth	25.05%	✓
10 year annualised EPS growth	32.70%	✓
Price earnings ratio	31.96	✗
Net Profit Margin	54.95%	✓
Dividend payout ratio	21.36%	✓
Total Yield % (Dividend yield+share buybackyield)	3.47%	✗
Return on equity	49.64%	✓
Return on Assets	20.89%	✓
Return on Invested Capital	33.11%	✓
Debt to equity	0.53	✓
Debt to assets	0.22	✓
Price to book ratio	16.12	✗
Fair Value (Morning star)	272	✗
Economic Moat (Morningstar)	Wide	✓
Long term debt rating (Moody's)	Aa3	✓
Short term debt rating (Moody's)	P-1	✓
ESG Score	56.70	✗

Stock beats the ref. index for the last 10 years	✗
steady revenue ?	✓
Steady net income ?	✓
Steady profit margin positive ?	✓
Steady FCF ?	✓
steady dividends or increasing ?	✓
Nb of shares decreasing ?	✓



*The dividend price rating is explained here

**Brand ranking source