

ASML Holding N.V. develops, produces, markets, sells, and services advanced semiconductor equipment systems consisting of lithography, metrology, and inspection related systems for memory and logic chipmakers. The company provides extreme ultraviolet lithography systems; and deep ultraviolet lithography systems comprising immersion and dry lithography solutions to manufacture various range of semiconductor nodes and technologies. It also offers metrology and inspection systems, including YieldStar optical metrology solutions to measure the quality of patterns on the wafers; and HMI e-beam solutions to locate and analyze individual chip defects. In addition, the company provides computational lithography and software solutions to create applications that enhance the setup of the lithography system; and mature products and services that refurbish used lithography equipment and offers associated services. It operates in Japan, South Korea, Singapore, Taiwan, China, the Netherlands, Europe, the United States, and rest of Asia. The company was formerly known as ASM Lithography Holding N.V. and changed its name to ASML Holding N.V. in 2001. ASML Holding N.V. was founded in 1984 and is headquartered in Veldhoven, the Netherlands.

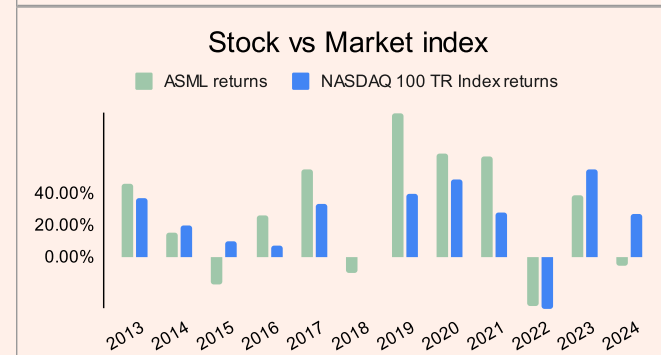
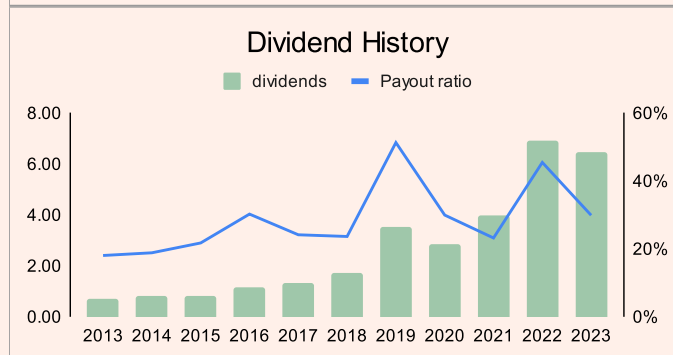
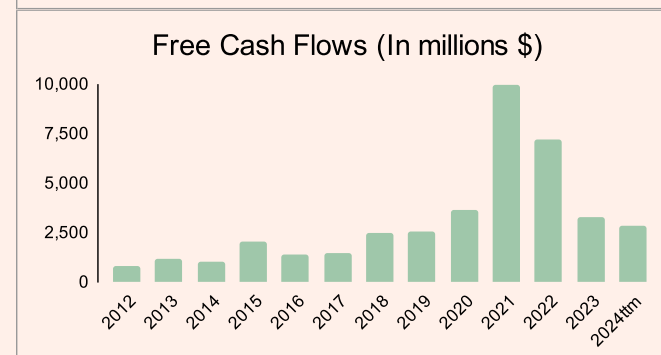
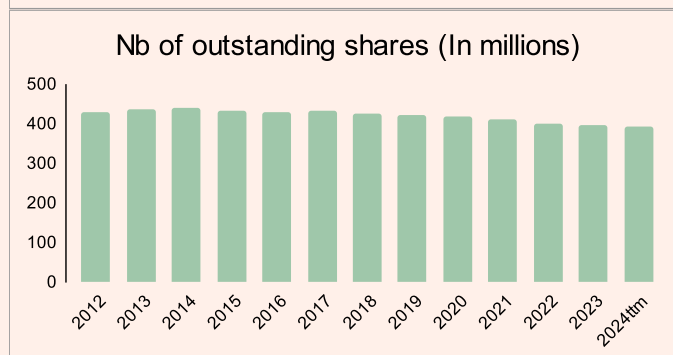
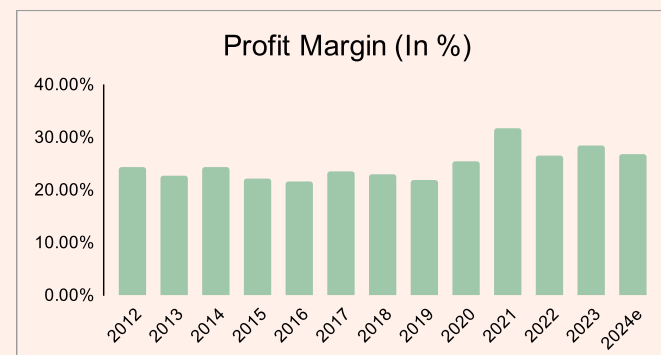
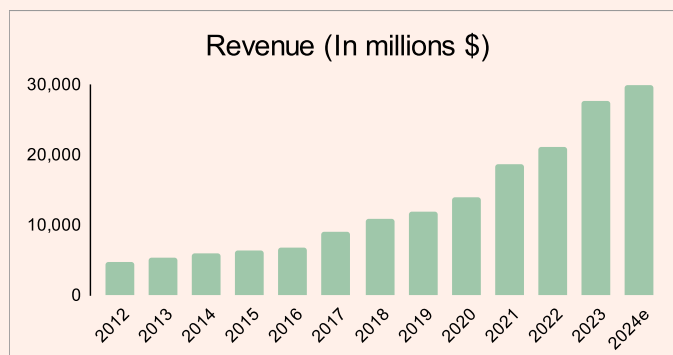
Price	52 week low	52 week high	Total shares outstanding	Market cap	Exchange market
714.46	645	1110.09	393 Millions shares	281 Billions	NASDAQ Global Select

The dividend price rating*
<b>8.15/10</b>

TTM
-----

Blue Chips	Yes	✓
Brand ranking**	436	✓
10 year annualised Revenue growth	17.76%	✓
10 year annualised Net Income growth	20.96%	✓
10 year annualised EPS growth	20.47%	✓
Price earnings ratio	39.22	✓
Net Profit Margin	26.40%	✓
Dividend payout ratio	29.96%	✓
Total Yield % (Dividend yield+share buybackyield)	1.04%	✗
Return on equity	47.68%	✓
Return on Assets	16.58%	✓
Return on Invested Capital	32.24%	✓
Debt to equity	0.29	✓
Debt to assets	0.11	✓
Price to book ratio	16.82	✗
Fair Value (Morning star)	935	✓
Economic Moat (Morningstar)	Wide	✓
Long term debt rating (Moody's)	A2	✓
Short term debt rating (Moody's)	P-1	✓
ESG Score	68.24	✗

Stock beats the ref. index for the last 10 years	✗
steady revenue ?	✓
Steady net income ?	✓
Steady profit margin positive ?	✓
Steady FCF ?	✓
steady dividends or increasing ?	✗
Nb of shares decreasing ?	✓



\*The dividend price rating is explained here

\*\*Brand ranking source