



Air Products and Chemicals, Inc. provides atmospheric gases, process and specialty gases, equipment, and services worldwide. The company produces atmospheric gases, including oxygen, nitrogen, and argon; process gases, such as hydrogen, helium, carbon dioxide, carbon monoxide, syngas; specialty gases; and equipment for the production or processing of gases comprising air separation units and non-cryogenic generators for customers in various industries, including refining, chemical, gasification, metals, manufacturing, food and beverage, electronics, magnetic resonance imaging, energy production and refining, and metals. It also designs and manufactures equipment for air separation, hydrocarbon recovery and purification, natural gas liquefaction, and liquid helium and liquid hydrogen transport and storage. Air Products and Chemicals, Inc. has a strategic collaboration with Baker Hughes Company to develop hydrogen compression systems. The company was founded in 1940 and is headquartered in Allentown, Pennsylvania.

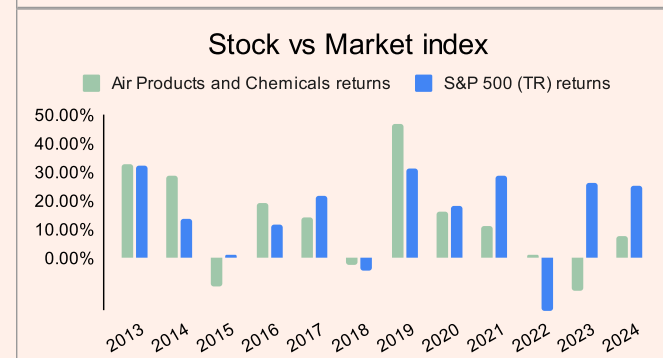
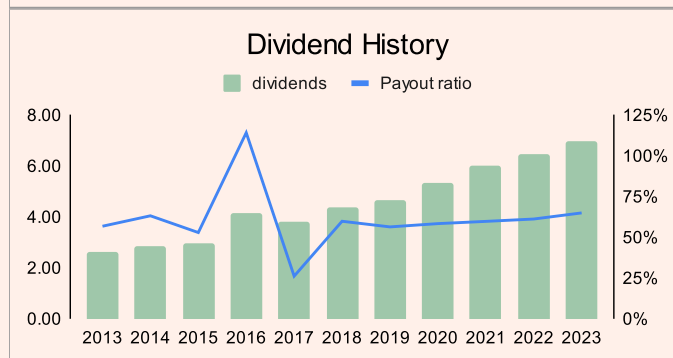
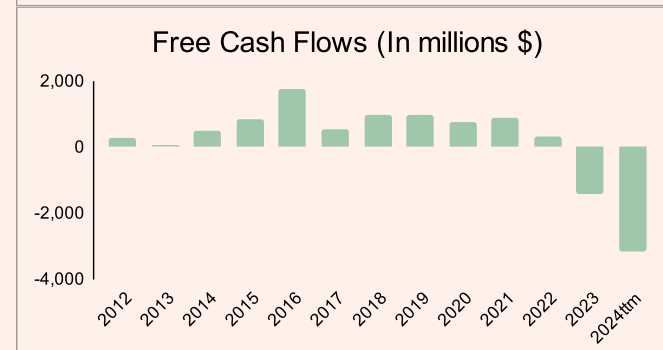
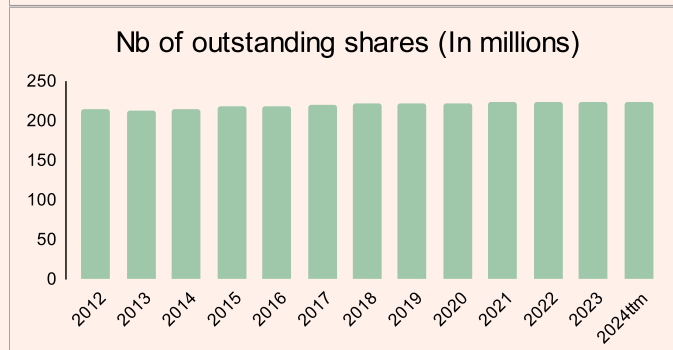
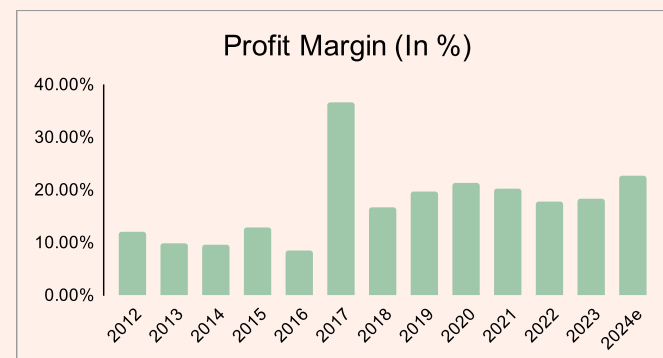
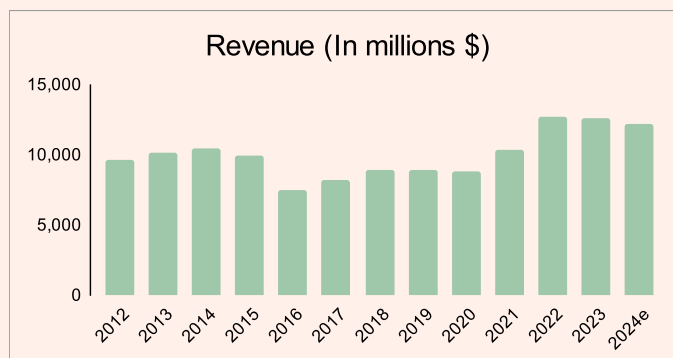
Price	52 week low	52 week high	Total shares outstanding	Market cap	Exchange market
294.62	212	337	222 Millions shares	66 Billions	New York Stock Exchange

The dividend price rating*
<b>6.3/10</b>

TTM
-----

Blue Chips	Yes	✓
Brand ranking**	No Ranking	✗
10 year annualised Revenue growth	3.20%	✗
10 year annualised Net Income growth	30.35%	✓
10 year annualised EPS growth	29.56%	✓
Price earnings ratio	17.13	✓
Net Profit Margin	31.64%	✓
Dividend payout ratio	40.88%	✓
Total Yield % (Dividend yield+share buybackyield)	2.40%	✗
Return on equity	24.73%	✓
Return on Assets	9.67%	✗
Return on Invested Capital	11.32%	✓
Debt to equity	0.87	✓
Debt to assets	0.37	✗
Price to book ratio	3.85	✗
<b>Fair Value (Morning star)</b>	322	✓
<b>Economic Moat (Morningstar)</b>	Wide	✓
<b>Long term debt rating (Moody's)</b>	A2	✓
<b>Short term debt rating (Moody's)</b>	P-1	✓
ESG Score	71.89	✓

Stock beats the ref. index for the last 10 years	✗
steady revenue ?	✓
Steady net income ?	✓
Steady profit margin positive ?	✓
Steady FCF ?	✗
steady dividends or increasing ?	✗
Nb of shares decreasing ?	✗



\*The dividend price rating is explained here

\*\*Brand ranking source