



NVIDIA Corporation provides graphics, and compute and networking solutions in the United States, Taiwan, China, and internationally. The company's Graphics segment offers GeForce GPUs for gaming and PCs, the GeForce NOW game streaming service and related infrastructure, and solutions for gaming platforms; Quadro/NVIDIA RTX GPUs for enterprise workstation graphics; vGPU software for cloud-based visual and virtual computing; automotive platforms for infotainment systems; and Omniverse software for building 3D designs and virtual worlds. Its Compute & Networking segment provides Data Center platforms and systems for AI, HPC, and accelerated computing; Mellanox networking and interconnect solutions; automotive AI Cockpit, autonomous driving development agreements, and autonomous vehicle solutions; cryptocurrency mining processors; Jetson for robotics and other embedded platforms; and NVIDIA AI Enterprise and other software. The company's products are used in gaming, professional visualization, datacenter, and automotive markets. NVIDIA Corporation sells its products to original equipment manufacturers, original device manufacturers, system builders, add-in board manufacturers, retailers/distributors, independent software vendors, Internet and cloud service providers, automotive manufacturers and tier-1 automotive suppliers, mapping companies, start-ups, and other ecosystem participants. It has a strategic collaboration with Kroger Co. NVIDIA Corporation was incorporated in 1993 and is headquartered in Santa Clara, California.

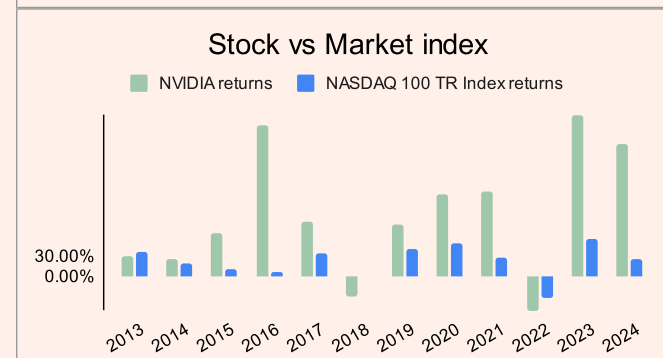
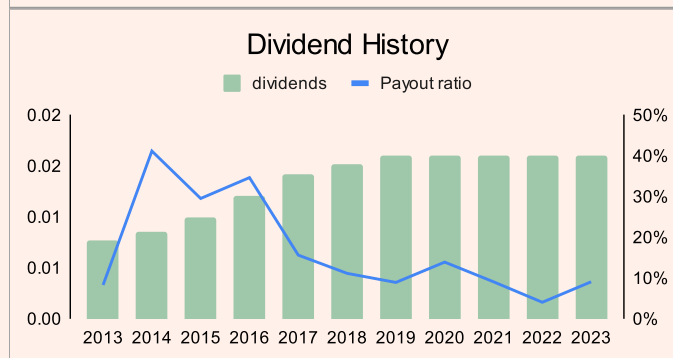
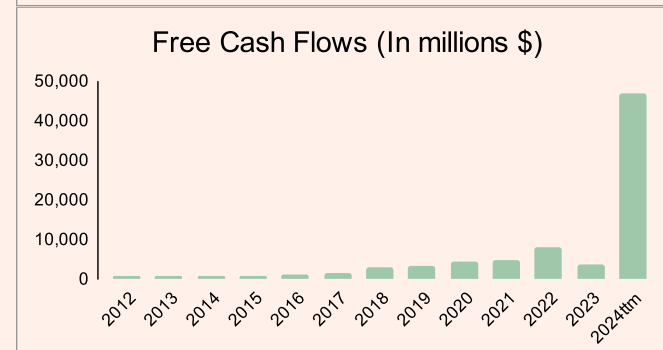
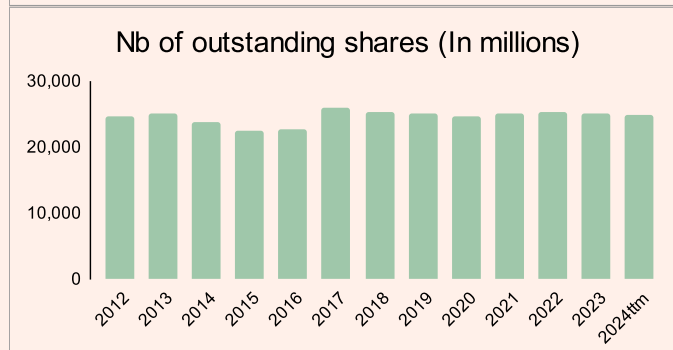
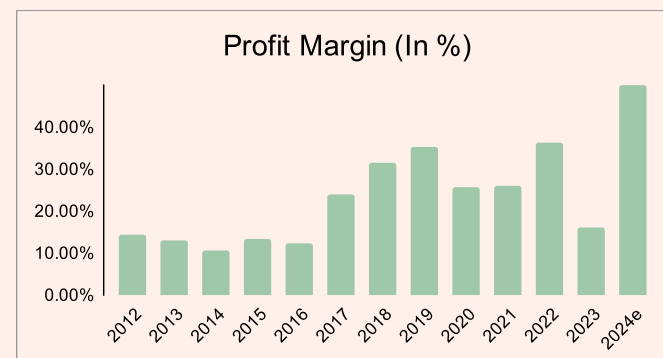
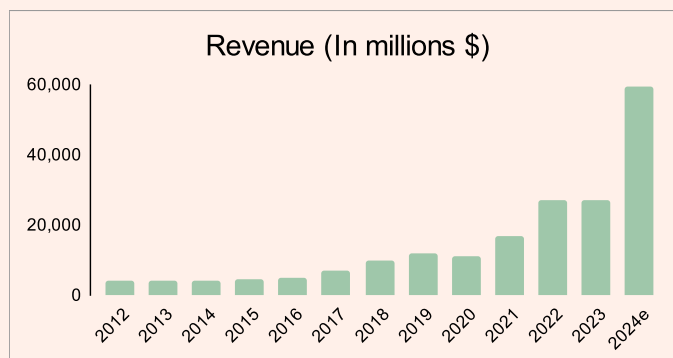
Price	52 week low	52 week high	Total shares outstanding	Market cap	Exchange market
146.27	45	149.77	24530 Millions shares	3588 Billions	NASDAQ Global Select

The dividend price rating*
7.78/10

TTM

Blue Chips	Yes	✓
Brand ranking**	117	✓
10 year annualised Revenue growth	20.96%	✓
10 year annualised Net Income growth	36.20%	✓
10 year annualised EPS growth	34.89%	✓
Price earnings ratio	67.82	✗
Net Profit Margin	55.04%	✓
Dividend payout ratio	1.33%	✓
Total Yield % (Dividend yield+share buybackyield)	0.62%	✗
Return on equity	115.52%	✓
Return on Assets	62.20%	✓
Return on Invested Capital	77.57%	✓
Debt to equity	0.23	✓
Debt to assets	0.15	✓
Price to book ratio	61.82	✗
Fair Value (Morning star)	105	✗
Economic Moat (Morningstar)	Wide	✓
Long term debt rating (Moody's)	Aa3	✓
Short term debt rating (Moody's)	P-1	✓
ESG Score	68.39	✗

Stock beats the ref. index for the last 10 years	✓
steady revenue ?	✓
Steady net income ?	✓
Steady profit margin positive ?	✓
Steady FCF ?	✓
steady dividends or increasing ?	✓
Nb of shares decreasing ?	✗



*The dividend price rating is explained here

**Brand ranking source