



Salesforce, Inc. provides customer relationship management technology that brings companies and customers together worldwide. Its Customer 360 platform empowers its customers to work together to deliver connected experiences for their customers. The company's service offerings include Sales to store data, monitor leads and progress, forecast opportunities, gain insights through analytics and relationship intelligence, and deliver quotes, contracts, and invoices; and Service that enables companies to deliver trusted and highly personalized customer service and support at scale. Its service offerings also comprise flexible platform that enables companies of various sizes, locations, and industries to build business apps to bring them closer to their customers with drag-and-drop tools; online learning platform that allows anyone to learn in-demand Salesforce skills; and Slack, a system of engagement. In addition, the company's service offerings include Marketing offering that enables companies to plan, personalize, and optimize one-to-one customer marketing journeys; and Commerce offering, which empowers brands to unify the customer experience across mobile, web, social, and store commerce points. Further, its service offerings comprise Tableau, an end-to-end analytics solution serving various enterprise use cases; and MuleSoft, an integration offering that allows its customers to unlock data across their enterprise. The company provides its service offering for customers in financial services, healthcare and life sciences, manufacturing, and other industries. It also offers professional services; and in-person and online courses to certify its customers and partners on architecting, administering, deploying, and developing its service offerings. The company provides its services through direct sales; and consulting firms, systems integrators, and other partners. Salesforce, Inc. was incorporated in 1999 and is headquartered in San Francisco, California.

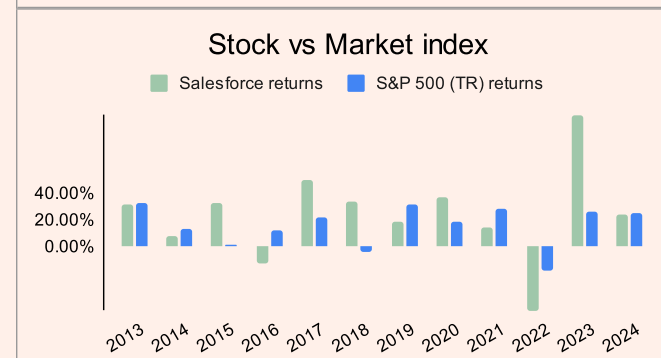
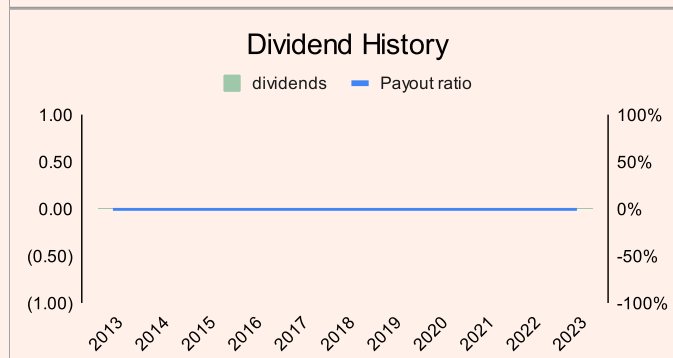
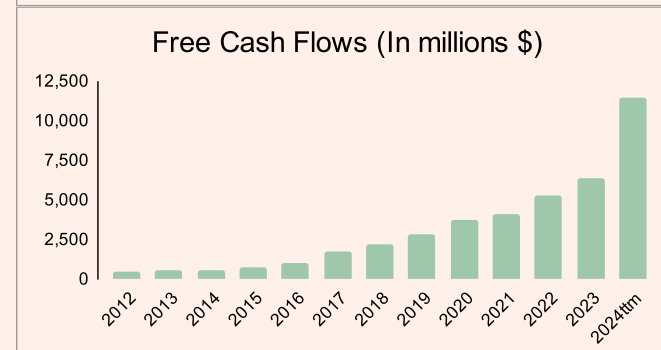
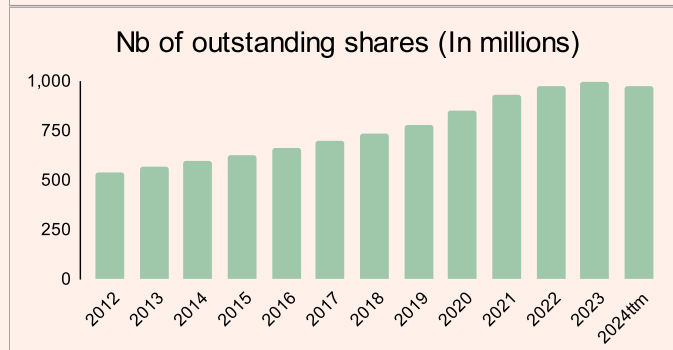
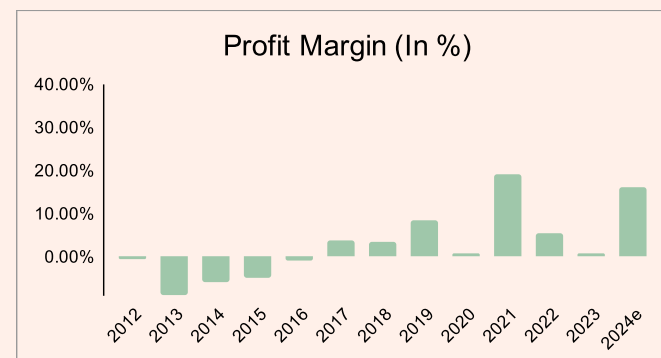
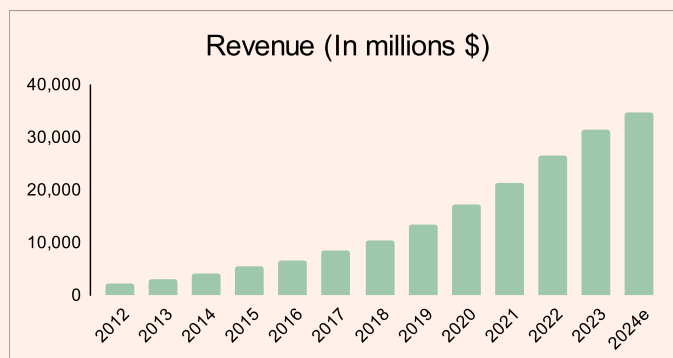
Price	52 week low	52 week high	Total shares outstanding	Market cap	Exchange market
325.26	212	348.86	956 Millions shares	311 Billions	New York Stock Exchange

The dividend price rating*
5.19/10

TTM

Blue Chips	Yes	✓
Brand ranking**	100	✓
10 year annualised Revenue growth	27.06%	✓
10 year annualised Net Income growth	158.15%	✓
10 year annualised EPS growth	169.85%	✓
Price earnings ratio	55.67	✗
Net Profit Margin	15.44%	✓
Dividend payout ratio	0.00%	✓
Total Yield % (Dividend yield+share buybackyield)	2.97%	✗
Return on equity	9.58%	✗
Return on Assets	6.11%	✗
Return on Invested Capital	8.25%	✗
Debt to equity	0.16	✓
Debt to assets	0.09	✓
Price to book ratio	5.44	✗
Fair Value (Morning star)	290	✗
Economic Moat (Morningstar)	Wide	✓
Long term debt rating (Moody's)	A1	✓
Short term debt rating (Moody's)		✓
ESG Score	60.96	✗

Stock beats the ref. index for the last 10 years	✗
steady revenue ?	✓
Steady net income ?	✗
Steady profit margin positive ?	✗
Steady FCF ?	✓
steady dividends or increasing ?	✗
Nb of shares decreasing ?	✗



*The dividend price rating is explained here

**Brand ranking source