

Accenture plc, a professional services company, provides strategy and consulting, interactive, and technology and operations services worldwide. The company offers application services, including agile transformation, DevOps, application modernization, enterprise architecture, software and quality engineering, data management, intelligent automation comprises robotic process automation, natural language processing, and virtual agents, and liquid application management services, as well as program, project, and service management services; strategy consulting services; critical data elements, data management and governance, data platform and architecture, product-based organization and skills, business adoption, and value realization services; engineering, and research and development digitization; smart connected product design and development; product platform engineering and modernization; product as-a-service enablement; products related to production and operations; autonomous robotics systems; the digital transformation of capital projects; and digital industrial workforce solutions. It also provides data-enabled operating models; technology consulting and artificial intelligence services; services related to talent and organization/human potential; digital commerce; infrastructure services, such as hybrid cloud, network, digital workplace and collaboration, service and experience management, infrastructure as code, and managed edge and IoT devices; cyber defense, applied cybersecurity, managed security, OT security, security strategy and risk, and industry security products; services related to technology innovation; and intelligent automation services. In addition, the company offers cloud, ecosystem, marketing, supply chain management, zero-based budgeting, customer experience, finance consulting, mergers and acquisitions, and sustainability services. Accenture plc was founded in 1951 and is based in Dublin, Ireland.

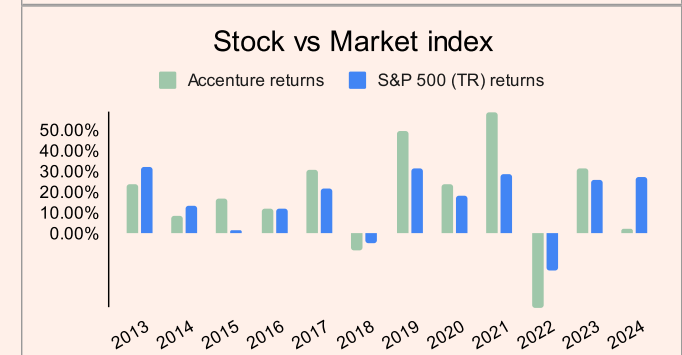
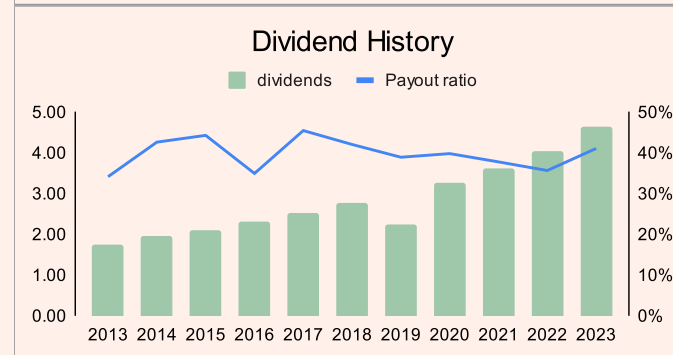
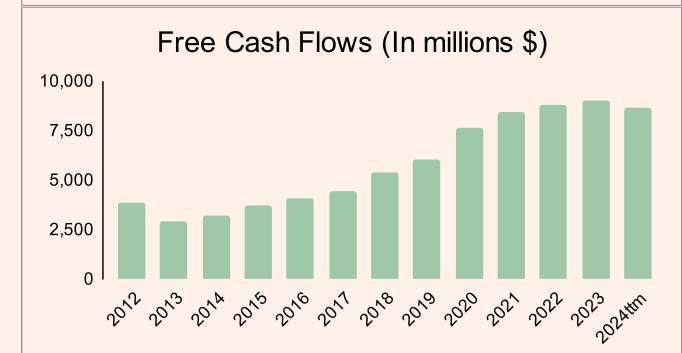
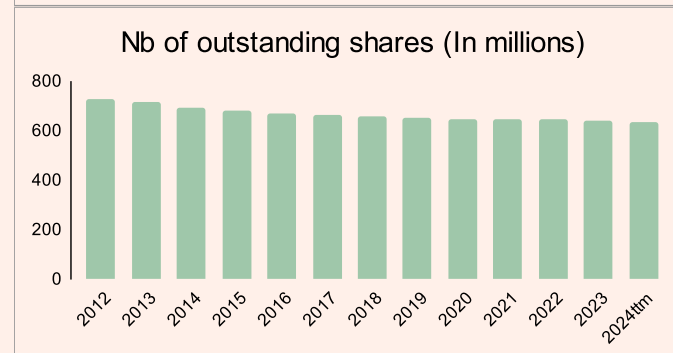
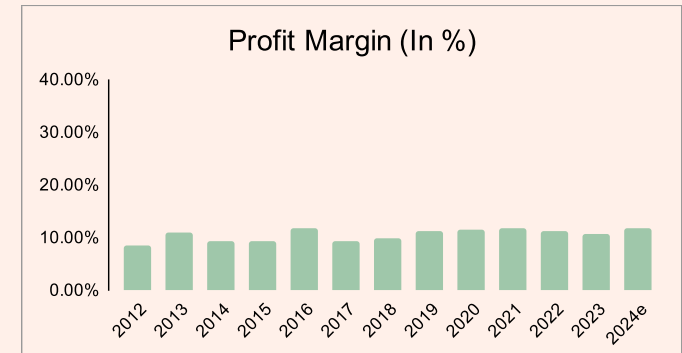
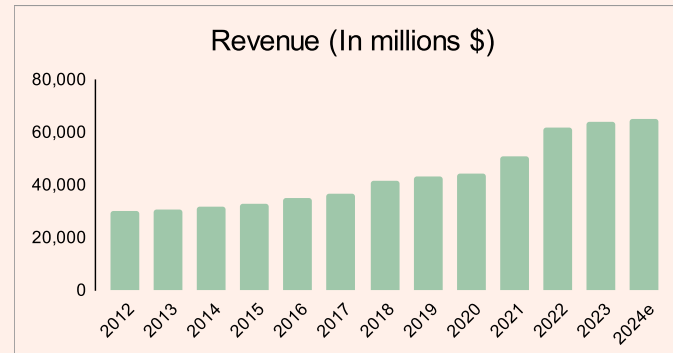
Price	52 week low	52 week high	Total shares outstanding	Market cap	Exchange market
358.05	279	387.51	625 Millions shares	224 Billions	New York Stock Exchange

The dividend price rating*
7.78/10

TTM

Blue Chips	Yes	✓
Brand ranking**	34	✓
10 year annualised Revenue growth	7.38%	✗
10 year annualised Net Income growth	10.44%	✓
10 year annualised EPS growth	10.56%	✓
Price earnings ratio	31.21	✓
Net Profit Margin	11.19%	✗
Dividend payout ratio	44.57%	✓
Total Yield % (Dividend yield+share buybackyield)	3.31%	✗
Return on equity	26.46%	✓
Return on Assets	12.99%	✓
Return on Invested Capital	25.27%	✓
Debt to equity	0.04	✓
Debt to assets	0.02	✓
Price to book ratio	8.02	✗
Fair Value (Morning star)	307	✗
Economic Moat (Morningstar)	Wide	✓
Long term debt rating (Moody's)	Aa3	✓
Short term debt rating (Moody's)	P-1	✓
ESG Score	70.82	✓

Stock beats the ref. index for the last 10 years	✓
steady revenue ?	✓
Steady net income ?	✓
Steady profit margin positive ?	✓
Steady FCF ?	✓
steady dividends or increasing ?	✗
Nb of shares decreasing ?	✓



*The dividend price rating is explained here

**Brand ranking source